

Conference Rooms-Sangoma s305, s400/s405, s500 & s705

Unknown macro: 'widget'

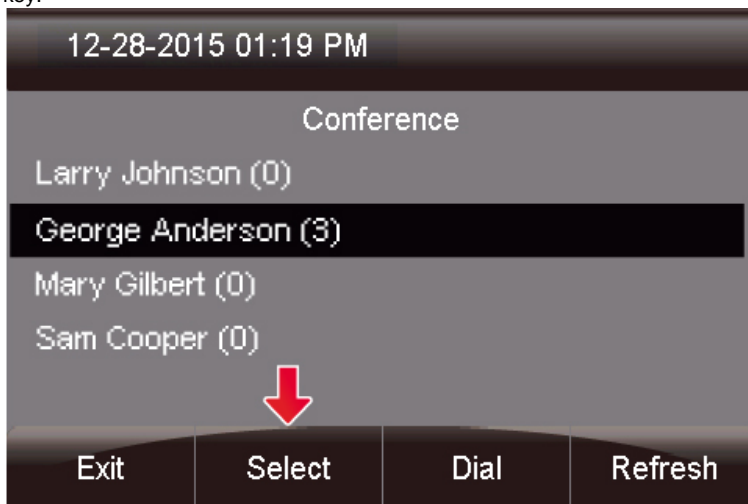
- Viewing Conference Rooms
- Managing Conference Attendees

Viewing Conference Rooms

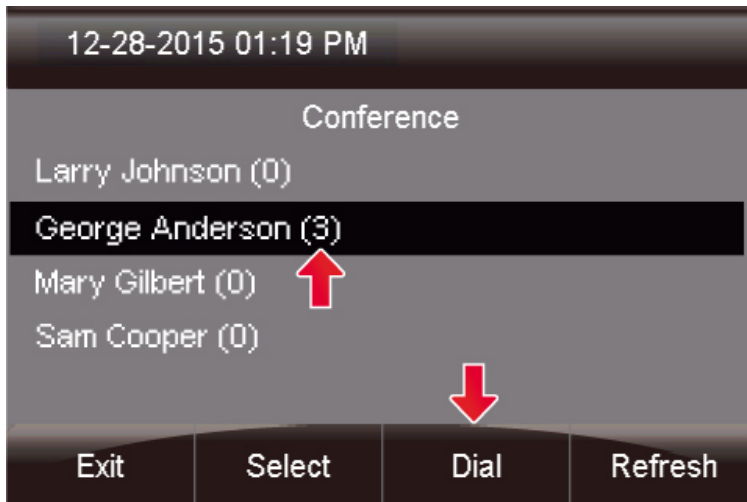
- Pressing the **Conference** soft key will bring up a list of all conference rooms that you have permissions to view.



- From here you can choose any specific conference room to manage by using the up/down arrow keys and pressing the **Select** soft key.

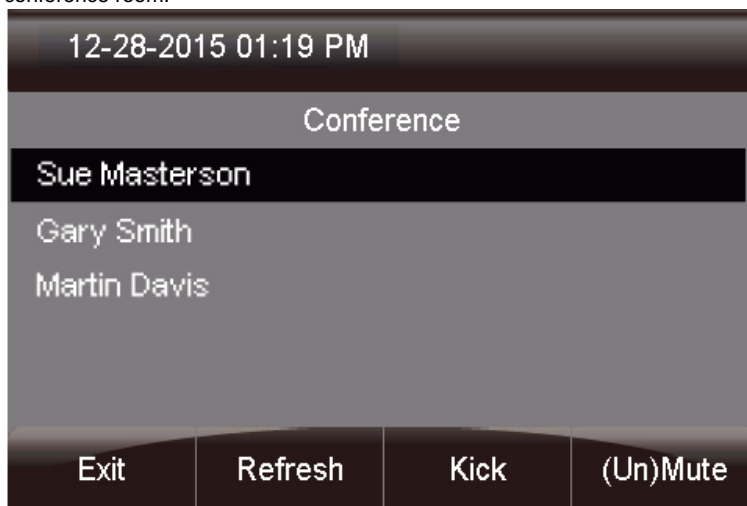


- You can also see at a glance how many callers are in any specific conference room and use the **Dial** soft key to call in to the conference room.

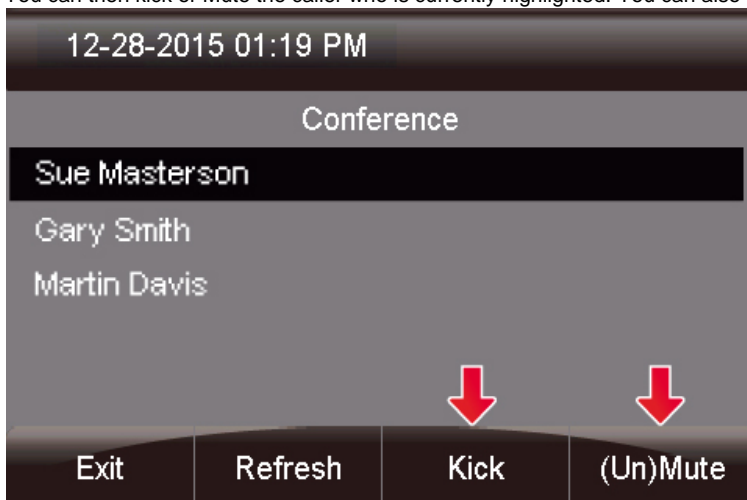


Managing Conference Attendees

- Once you enter a conference room to manage it, you should see a screen like this. From here you'll see a list of callers that are in the conference room.



- You can then kick or Mute the caller who is currently highlighted. You can also unmute a muted caller.



- Now you can see this caller has been muted by the appearance of "(M)" in front of the caller's name. Additionally, pressing the **Refresh** soft key will update the list of callers in the conference room from your PBX.

