

Page Pro

THIS WIKI HAS BEEN UPDATED FOR VERSION 13 OF YOUR PBX GUI.

Note

This wiki is for the commercial Paging Pro add-on. For the standard module, see [Paging and Intercom Module](#).

Commercial Module



The Paging Pro module expands the existing Paging & Intercom module to add the following features: Outbound Notifications, Valet-Style (Airport-Style) Paging, Prepend Recording, and Scheduled Pages.

Outbound Notifications

The system can notify a group of phones when a user dials a specific number, such as 911. Any page group can be linked in the outbound routes module. When a call is placed, a page will go out to the page group, notifying the group of what number was dialed and which user dialed the number. Any page group user can dial *1 to barge into the call and speak.

Valet-Style Paging (Airport-Style)

The valet paging option records your page and sends the audio file to all the page group devices after you hang up. This option is available on a per-page-group basis. You can also tell the system to only use the valet option when someone dials a page group that is already in use.

Prepend Recording

With this option, the system plays a recorded message to the page group before the person making the page can start speaking.

Scheduled Pages

You can define custom schedules to have the system page a group of devices and play a recording. This is a great replacement for school bell systems or lunch break buzzers, for example.

Page Group

Paging Extension ?

Group Description ?

Device List ?

Selected

4100 - John Doe	<input checked="" type="checkbox"/>
4101 - Jane Doe	<input checked="" type="checkbox"/>
4102 - Susie Smith	<input checked="" type="checkbox"/>
4103 - Sam Smith	<input checked="" type="checkbox"/>
4104 - Receptionist	<input checked="" type="checkbox"/>

Not Selected

4105 - Lobby	<input type="checkbox"/>
	<input type="checkbox"/>
	<input type="checkbox"/>
	<input type="checkbox"/>

Announcement ?

Default

Busy Extensions ?

Skip Force Whisper

Duplex ?

Yes No




Default Page Group ?

Yes No

Schedule Range ⓘ



Start Date	End Date
09/02/2015	06/02/2017

— Events

Days	Time
<input type="checkbox"/> Sunday <input checked="" type="checkbox"/> Monday <input type="checkbox"/> Tuesday <input type="checkbox"/> Wednesday <input type="checkbox"/> Thursday <input type="checkbox"/> Friday <input type="checkbox"/> Saturday	<input type="text" value="8:00am"/> 
<input type="checkbox"/> Sunday <input checked="" type="checkbox"/> Monday <input type="checkbox"/> Tuesday <input type="checkbox"/> Wednesday <input type="checkbox"/> Thursday <input type="checkbox"/> Friday <input type="checkbox"/> Saturday	<input type="text" value="12:00pm"/> 
<input type="checkbox"/> Sunday <input checked="" type="checkbox"/> Monday <input type="checkbox"/> Tuesday <input type="checkbox"/> Wednesday <input type="checkbox"/> Thursday <input type="checkbox"/> Friday <input type="checkbox"/> Saturday	<input type="text" value="5:00pm"/> 

+

— Exclusion Dates

Date	<input type="text" value="11/26/2015"/>	Comment	<input type="text" value="Thanksgiving"/>	
Date	<input type="text" value="12/25/2015"/>	Comment	<input type="text" value="Christmas"/>	

+

User Guides

For Page Pro options only, please see the [Page Pro-Admin Guide](#)

For a complete guide on the Paging and Intercom module, including Page Pro options, please see the [Paging and Intercom User Guide](#)